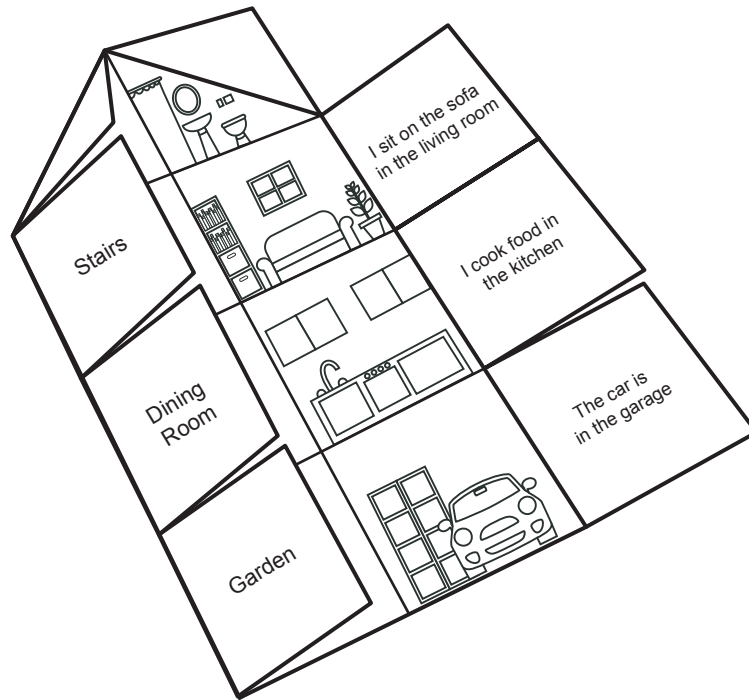
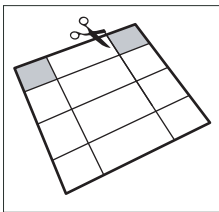


MY INTERACTIVE HOUSE

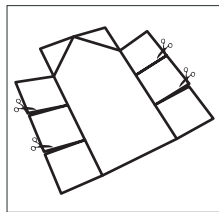


Give each student a template of the house. Students cut on the solid external lines and fold on the dashed lines (make sure students do not cut or fold the internal solid lines). They draw and color (or only color) the parts of the house. Those parts will be inside the house. In the outer sections, students write the names of the parts of the house.

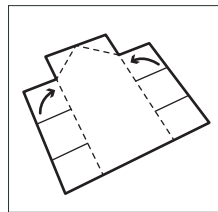
ASSEMBLY INSTRUCTIONS




1



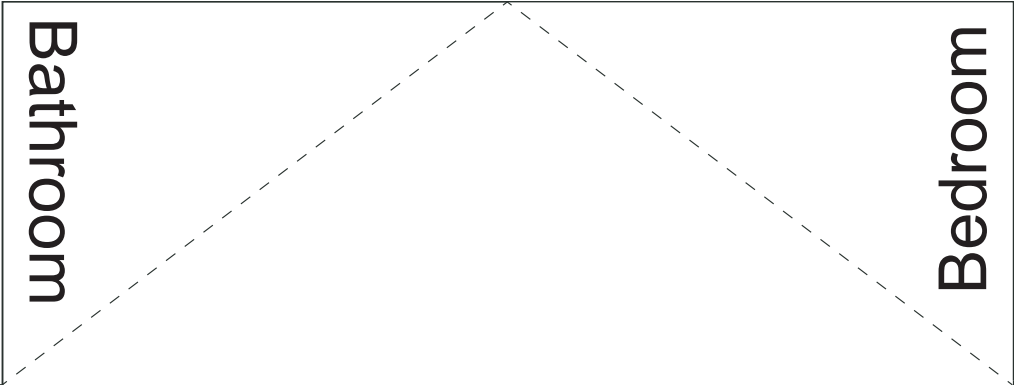
2



3



4



Living Room

Stairs


Kitchen

Dining Room

Garage

Garden


I sleep in my bedroom



I wash my hands in the bathroom




I go up and down the stairs




I sit on the sofa in the living room




I have lunch in the dining room



I cook food in the kitchen



I play with my pet in the garden



The car is in the garage

